






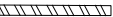
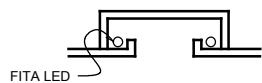


PLANTA BAIXA 10 ° PAV. - INSTALAÇÕES ELÉTRICAS (ILUMINAÇÃO)
 ESCALA : 1:100

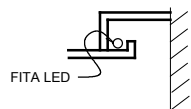
LEGENDA:

-  MEIA PAREDE h = 1,00 + VIDRO
-  INTERRUPTOR SIMPLES
-  INTERRUPTOR DUPLO
-  FITA DE LED 15w/m (SANCA)
-  CAIXA NO GESSO PARA FITA LED
-  LED DE EMBUTIR TUBULAR LED 2x18w
-  LUMINÁRIA DE EMBUTIR (PAR 20 LED)
-  LUMINÁRIA PENDENTE

NOTAS:
 1 - A REDE ELÉTRICA DA ÁREA COM A INSCRIÇÃO "GABINETE" (NÃO ATENDIDA PELA REFORMA) DEVERÁ SER MANTIDA E ENERGIZADA DURANTE A EXECUÇÃO DA OBRA.



DETALHE 1
 SEM ESCALA



DETALHE 2
 SEM ESCALA